



VICKYWOOD

# VICKYWOOD

TENT COMPARISON

## FOLDABLE ROOF TENTS

Foldable rooftop tents generally consist of two plates that form the floor of the tent by unfolding it via the long side. The fabric is unfolded automatically by the framework. Once standing, foldable rooftop tents are similar to regular tents when it comes to looks. Characteristically, those tents are incredibly spacious and thanks to their many windows offer an incomparable view. We offer a multitude of sizes so no matter how big your family is, we certainly have the right rooftop tent for you.

## BENEFITS

- very spacious, protected space next to vehicle
- huge reclining surface
- amazing sense of space created by windows and increased inner height
- less weight
- compact when folded for transport
- less expensive

---

## HARDSHELL ROOF TENTS

When not in use they look like transport boxes. Setting up a tent can not get any easier or faster. Our pneumatic springs open the tent within seconds – no external power needed. If you want to stay flexible and get back on the road in no time, a hardtop tent might be right up your alley.

## BENEFITS

- easy and fast set-up
- less fabric, therefore less clammy in humid surroundings
- less space needed on the side of the vehicle
- robust, high-quality hardtop

---

## HYBRID ROOF TENTS

Camouflaged as a hardcover when not in use, spacious and big lying surface when set up. To hit the nail on the head hybrid tents combine all the advantages of the previous types of rooftop tents. They are incredibly easy to set up, offer a lot of space yet still stay compact when folded together and they are protected by a hardcover. If you are looking for a rooftop tent and want to have all the possible advantages, look no further than the Hybrids.

## BENEFITS

- robust packaging
- Aerodynamic construction
- Quick setup and takedown
- Less tent fabric, therefore less damp and clammy in bad weather
- Larger space and lying area compared to hard-shell tents

# HARDSHELL & HYBRID ROOF TENTS



**MIGHTY OAK LIGHT**



**MIGHTY OAK GEN 3.0**



**CUMARU LIGHT**



**CUMARU**

<b>SLEEPING AREA LENGTH</b>	195 cm	195 cm	210 cm	200 cm
<b>SLEEPING AREA WIDTH</b>	140 cm	150 cm / 180 cm	120 cm / 145 cm	130 cm
<b>INSIDE HEIGHT</b>	110 cm	110 cm	135 cm	150 cm
<b>COLOURS</b>	<ul style="list-style-type: none"> <li><span style="display: inline-block; width: 10px; height: 10px; background-color: #8B6914; border-radius: 50%; margin-right: 5px;"></span> earthy-yellow</li> <li><span style="display: inline-block; width: 10px; height: 10px; background-color: #4F545C; border-radius: 50%; margin-right: 5px;"></span> grey</li> </ul>	<ul style="list-style-type: none"> <li><span style="display: inline-block; width: 10px; height: 10px; background-color: #8B6914; border-radius: 50%; margin-right: 5px;"></span> earthy-yellow</li> <li><span style="display: inline-block; width: 10px; height: 10px; background-color: #4F545C; border-radius: 50%; margin-right: 5px;"></span> grey</li> </ul>	<ul style="list-style-type: none"> <li><span style="display: inline-block; width: 10px; height: 10px; background-color: #8B6914; border-radius: 50%; margin-right: 5px;"></span> earthy-yellow</li> <li><span style="display: inline-block; width: 10px; height: 10px; background-color: #4F545C; border-radius: 50%; margin-right: 5px;"></span> grey</li> </ul>	<ul style="list-style-type: none"> <li><span style="display: inline-block; width: 10px; height: 10px; background-color: #4F545C; border-radius: 50%; margin-right: 5px;"></span> grey</li> </ul>
<b>TENT FABRIC</b>	320 gsm	320 gsm	320 gsm	320 gsm
<b>WATER COLUMN</b>	W/R 5.000 mm	W/R 5.000 mm	W/R 5.000 mm	W/R 5.000 mm
<b>MATTRESS</b>	6 cm Memory Foam	6 cm Memory Foam	6 cm Memory Foam	6 cm Memory Foam
<b>WEIGHT WITHOUT LADDER</b>	approx. 69 kg	/	approx. 74 kg / 83 kg	approx. 89 kg
<b>WEIGHT WITH LADDER</b>	transported separately	approx. 81 kg / 94 kg	transported separately	transported separately
<b>FEATURES</b>	<ul style="list-style-type: none"> <li>- 2x shoe bag</li> <li>- storage bags</li> <li>- windows on all sides &amp; roof</li> <li>- LED interior lighting</li> </ul>	<ul style="list-style-type: none"> <li>- 2x shoe bag</li> <li>- storage bags</li> <li>- windows on all sides &amp; roof</li> <li>- mesh pad included</li> <li>- LED interior lighting</li> </ul>	<ul style="list-style-type: none"> <li>- 2x shoe bag</li> <li>- windows / doors on three sides</li> <li>- mesh pad included</li> </ul>	<ul style="list-style-type: none"> <li>- 2x shoe bag</li> <li>- windows / doors on three sides</li> <li>- 1x skylight window</li> <li>- mesh pad included</li> <li>- roof rack included</li> </ul>
<b>OPTIONAL ACCESSORIES</b>	<ul style="list-style-type: none"> <li>- thermo inner tent</li> <li>- annex (210 / 220 cm)</li> </ul>	<ul style="list-style-type: none"> <li>- thermo inner tent</li> <li>- annex (210 / 220 cm)</li> <li>- tarp</li> </ul>	<ul style="list-style-type: none"> <li>- thermo inner tent</li> <li>- annex (200-220 cm)</li> <li>- tarp</li> <li>- roof racks</li> </ul>	/

# FOLDABLE ROOF TENTS

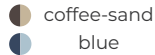


**LITTLE BAMBOO**

225 cm

120 cm

115 cm



Textile fabric,  
density: 300 denier

W/R 3.000 mm

7 cm Cold Foam

approx. 43 kg

approx. 49 kg

- 1x shoe bag
- 1x storage bag
- 2x skylight windows

- thermo inner tent
  - annex
- telescopic ladder up to 260 cm

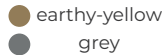


**SMALL WILLOW**

240 cm

160 cm

115 cm



320 gsm

W/R 5.000 mm

6 cm Memory Foam

approx. 59 kg

approx. 65 kg

- 2x shoe bag
- 2x skylight windows
- mesh pad included

- thermo inner tent
  - annex
- telescopic ladder up to 260 cm



**BALSA LIGHT**

240 cm

140 cm

115 cm



280 gsm

W/R 3.000 mm

7 cm Cold Foam

approx. 49 kg

approx. 55 kg

- 1x shoe bag
- 1x skylight window

- annex low (165 / 175 cm)
- annex high (210 / 220 cm)
- thermo inner tent
- telescopic ladder up to 260 cm
- mesh pad

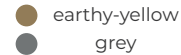


**BIG WILLOW**

240 cm

140 cm / 160 cm / 180 cm / 220 cm

115 cm



320 gsm

W/R 5.000 mm

6 cm Memory Foam

**140:** approx. 58 kg | **160:** approx. 62 kg  
**180:** approx. 73 kg | **220:** approx. 92 kg

**140:** approx. 64 kg | **160:** approx. 68 kg  
**180:** approx. 79 kg | **220:** approx. 98 kg

- 2x shoe bag
- 2x skylight windows
- mesh pad included

- annex low (165 / 175 cm)
- annex high (210 / 220 cm)
- thermo inner tent
- telescopic ladder up to 260 cm

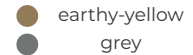


**WILLOW PRO 1**

240 cm

160 cm

115 cm



320 gsm

W/R 5.000 mm

Air Mattress / 6 cm Memory Foam

approx. 66.7 kg (Air Mattress)  
approx. 72 kg (Memory Foam)

approx. 72.7 kg (Air Mattress)  
approx. 78 kg (Memory Foam)

- 2x shoe bag
- 2x skylight windows
- mesh pad included
- 1x storage bag / net
- ventilation holes

- annex low (165 / 175 cm)
- annex high (210 / 220 cm)
- telescopic ladder / MAMMOTH ladder up to 260 cm